TEST CERTIFICATE

0402-MTm032 rev 8

1002
ISO/IEC 17025

Issued to

LS Retail ehf
Hofdatun 2
IS-105 Reykjavik
Iceland

In respect of

The model of a price/non price computing point of sales device tested as a separate part to a weighing instrument intended to be used for direct selling to the public.

Identification

Type: PlusPOS, LS POS or LS Retail POS

Manufacturer: LS Retail ehf, Hofdatun 2, IS-105, Reykjavik, Iceland.

Characteristics

The tested software are designed for summing articles and printing of receipt and with a connection to a weighing instrument. In the annex belonging to this certificate further essential characteristics are described.

Description and documentation

The tested software is described in the 3 appendices and documented in the documentation folder held by SP.

In accordance with

Paragraph 8.1 of the European Standard on metrological aspects of non-automatic weighing instruments EN 45501:1992 and WELMEC 2.2 issue 3 and WELMEC 2.3 issue 3. This test certificate does not have the meaning of a type approval document as mentioned in Directive 2009/23/EC.

July 19, 2013

SP Sveriges Tekniska Forskningsinstitut
Measurement Technology - Mass, Force, Pressure and Length

Signed by: Bengt Gutfelt
Reason: I have reviewed this document
Date & Time: 2013-07-19 13:04:02 +02:00

Bengt Gutfelt
Technical Manager

3 **appendices**

issued by an Notified Body No 0402 / Accredited Laboratory

SP Technical Research Institute of Sweden

Postal address	*Office location*	*Phone / Fax / E-mail*
SP Box 857 SE-501 15 BORÅS Sweden	Västeråsen Brinellgatan 4 Borås	+46 10 516 50 00 +46 33 13 55 02 info@sp.se

Laboratories are accredited by the Swedish Board for Accreditation and Conformity Assessment (SWEDAC) under the terms of Swedish legislation. This report may not be reproduced other than in full, except with the prior written approval of the issuing laboratory.

General

All properties of the tested equipment, whether mentioned or not, may not be in conflict with the legislation and standard mentioned in the document.

Essential characteristics

Functions

- Receiving of weighing data
- Price-computing
- Totalization
- Printing
- Cancellation
- Additional functions, which facilitate trade and management.

The POS software does not perform preset taring

Software description

The software program is meant to be used for point of sales device (POS) based on a free programmable PC.

The POS has two ways of finding the sales price of the item:

- Price calculating scale. When connected to a price calculating scale the POS will send the unit price of the item (price pr. Kg) to the scale. The scale returns the weight of the item and the sales price as calculated by the scale.
- Non-price calculating scale. When connected to a non-price calculating scale the POS will receive the weight of the item from the scale. The POS will then calculate the sales price of the item based on the weight measurement from the scale and the unit price of the item (price pr. Kg).

Software identification

Version
4.2 SP1, 5.0
5.05, 6.0
6.1
6.10.00.01
6.2, 6.20.01
6.3
6.4

Checking of program correctness:

The version number of PlusPoS can be seen by pressing the bottom menu button in the start-up screen. If a scale is being used with PlusPoS then after pressing the ENTER key a second message is displayed containing information on the WCU. The checksum of the WCU is calculated and shown in the message box. For more information see annex 3.

Software securing

The software is distributed as executable compiled files. Regarding legally relevant software only unit prices can be set locally at each POS.

The software operates with protected software interfaces
For more information about securing of the software see report P009312.

Essential shapes

The POS is having an operator display, customer display, keyboard, printer, scanner and drawer

Connections (computer hardware)

The POS shall be equipped with an protective interface RS232 for connecting to the NAWI and other interfaces as follows.

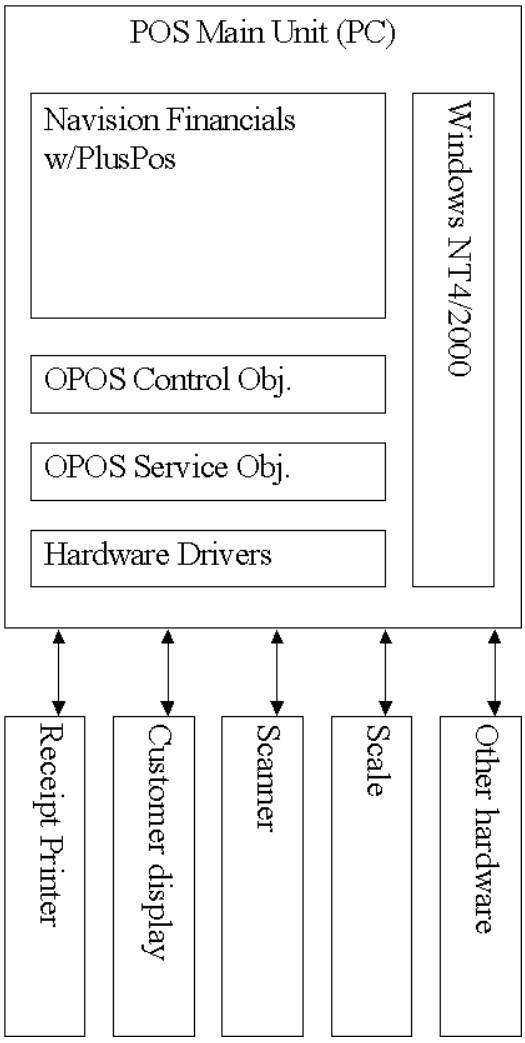

Specification for hardware and operative system

The operative system shall be Microsoft Windows NT 4, Windows 2000 or better. The hardware shall consist of a PC with Pentium processor (or compatible) ≥ 166 MHz, ≥ 64 Mb Ram, ≥ 2 Gb hard disk.
Customers display ≥ 2 * 20 signs height ≥ 9,5 mm, operators display; VGA-terminal.

Keyboard (Keyboard is optional – touch screen can be used instead); 84 keys.

Printer; thermal printer ≥ 40 signs/row with signs height ≥2 mm.

Tests carried out

The software is tested in accordance with WELMEC 2.2 and WELMEC 2.3. The results are documented in the test report in a report 0402:MTm032 dated 2001-03-26 and in a report P009312 dated 2001-03-21.

Allowed deviations from EN 45501 according to WELMEC guide 2.2 point 5

1. The height of the numerical figures need not to be the same for the customers and vendors display.

2. The height of the numerical figure of the vendors display need not to be ≥ 9,5 mm if the data are clearly readable by the vendor in their normal operating position.

3. The unit price (UP) and price to pay (PP) may remain visible until the next operation is performed.

4. Point 5.3.1 is not applicable to the non-segmental displays.

Markings and inscriptions

Markings with manufacturers name, type name (PluPos), serial number and Test certificate number are placed visible on the POS.

Appendix 2

Layout of operators display

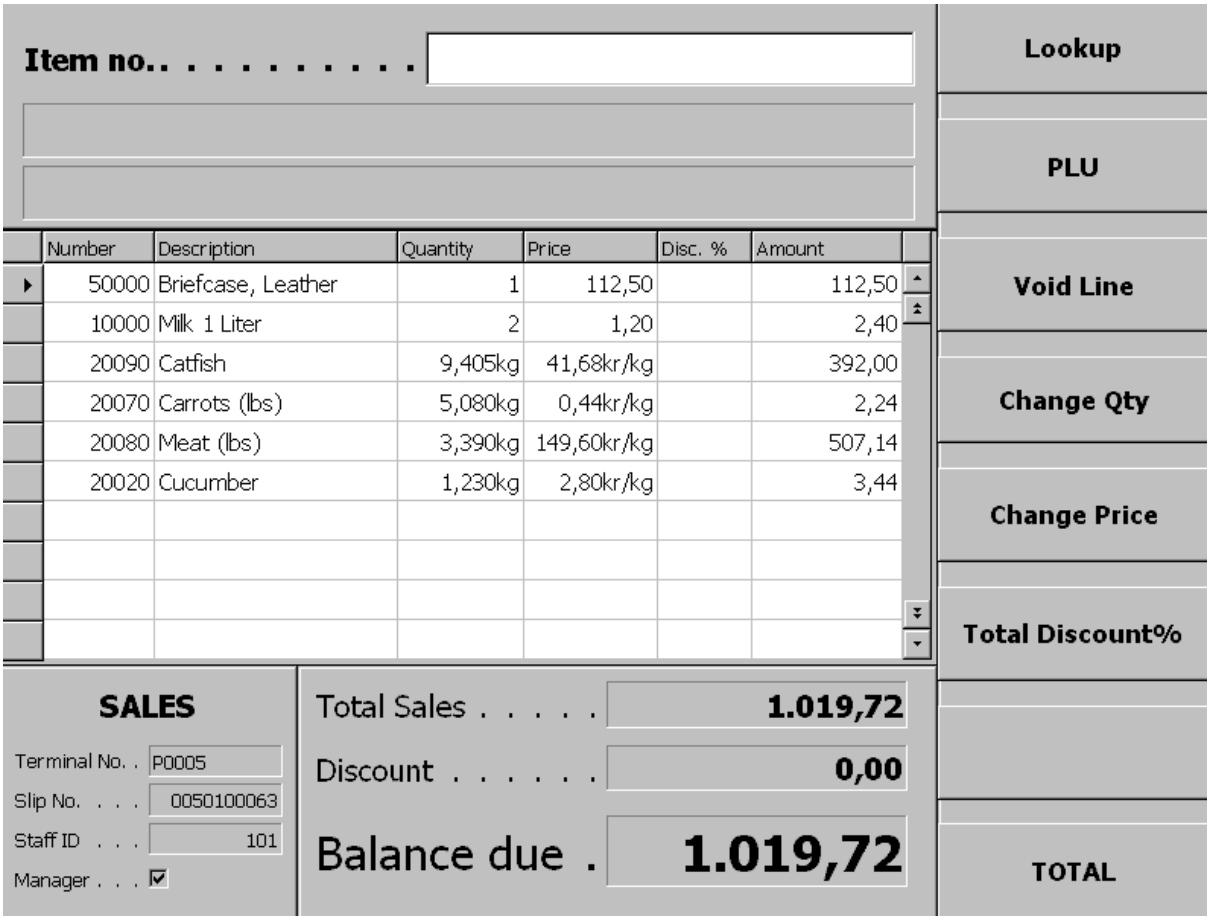

Presentation on customer display

The following examples show how a sale as described above looks on the line display . The first item is sold by scanning a barcode or entering the Item /PLU number.

```
Briefcase, Leather PCS          112,50
```

The next line was created by keying in 2 and pressing a Qty key before scanning the item.

```
Milk 1 Liter
   2 bottle @ 1,20                2,40
```

The Carrots are specified as ‘Scale Items’ in the item table, and because of this the scale weighing function is started. After keying in the PLU/Item number the WCU displays the description and the unit price of the item. The WCU goes into waiting state, and waits for the scale to return a result. Depending on scales, the result might only be the weight, in which case the WCU calculates the sales price, or alternatively, the scale returns the sales price.

```
Carrots      0,44 EUR/Kg
```

When the scale returns a result, the second line is filled in with the weight and the sales price. And that concludes the sales operation.

```
Carrots
   5,08kg @ 0,44EUR/kg              2,24
```

The catfish and the meat is handled in exactly the same way.

```
Catfish
   9,405kg @ 41,68EUR/kg          392,00
```

```
Meat
   3,39kg @ 149,60EUR/kg          507,14
```

If for some reason the scale cannot operate, the system asks the operator if he wishes to key in the weight in manually. If the answer is yes, then the following is displayed.

```
Cucumber    2,80EUR/kg
Manual Weight (kg)
```

After keying the weight, the result is shown in the same way as above. On the receipt the text MAN is printed in front of the weight.

```
Cucumber
MAN1,23kg @ 2,80EUR/kg              3,44
```

Layout of receipt

```
Cronus Food Market South
----------------------------------------
Slip:  00000P0001000001549
Staff: Flynn           Trans:        172
Date:  01.03.11 14:44
----------------------------------------
Description                      Amount
----------------------------------------
Briefcase, Leather PCS          112,50  C
Milk 1 Liter
   2 bottle * 1,20                2,40  B
Catfish
   9,405kg * 41,68EUR/kg        392,00  B
Carrots
   5,08kg * 0,44EUR/kg            2,24  B
Meat
   3,39kg * 149,60EUR/kg        507,14  B
Cucumber
MAN1,23kg * 2,80EUR/kg            3,44  B
----------------------------------------
Total EUR                     1.019,72
Cash                         -1.019,72
----------------------------------------
VAT  C      25%     112,50       22,50
VAT  B      10%     907,22       82,48
----------------------------------------
Welcome again
```

Appendix 3

Access to software identification and checksum.

The version number of approved software can be seen by pressing the bottom menu button in the start-up screen (see figure) or by pressing a similarly configured key on the POS keyboard (see figure which shows an example how of how the POS interface can look).

This approved versions is listed in table 1 below.

This example shows how the checksum calculation is performed in LS Retail version 6.10



If a scale is being used with the approved software then after pressing the ENTER key a second message is displayed containing information on the WCU (see figure). In this example the version is listed as “Version 2009.1 (6.1) where (6.1) is the technical version of the POS and 2009.1 is used for marketing purposes.

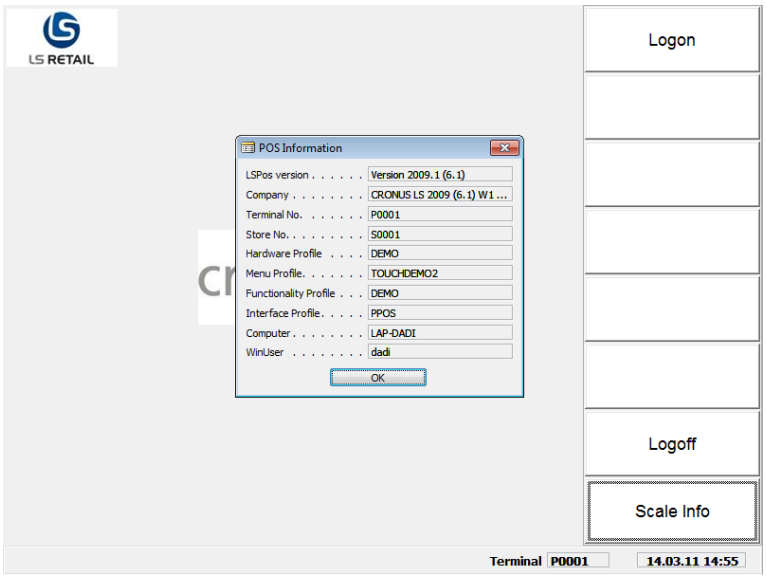

Example of message box for version 6.1

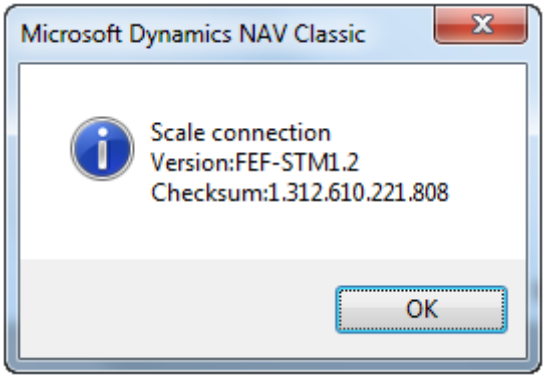

Example of message box for version 6.4

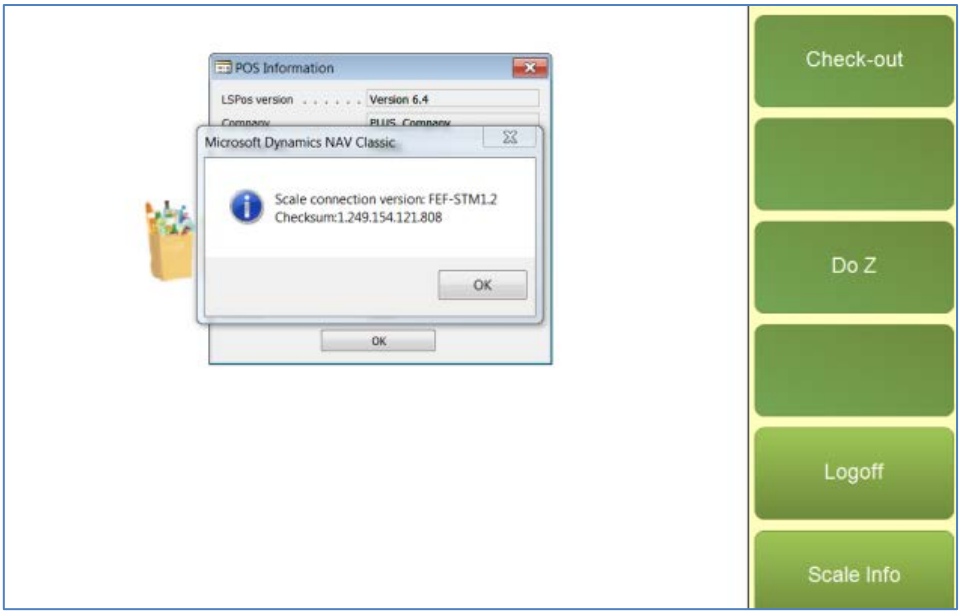

As can be seen in the screenshot above, the checksum of the WCU is calculated and shown in the message box.

The checksums for versions of the approved software are listed in table 1 below:

Table 1:

Version	**Checksum**
4.2 SP1, 5.0	1.564.606.715.228
5.05, 6.0	1.582.720.221.808
6.1	1.312.610.221.808
6.10.00.01	1.279.610.221.808
6.2, 6.20.01	1.203.154.121.808
6.3	1.203.154.121.808
6.4	1.249.154.121.808