PARTS CERTIFICATE

S-PC-SC1066-17

Software Application Program

Issued to

LS Retail

Hagasmari 3, 201 Kopavogur, Iceland

In respect of

Software application program for use in a non-price computing point of sales device (POS) tested as a separate part to a weighing instrument intended to be used for direct selling to the public.

Identification

Type:	LS Nav POS, LS Central
Version:	9.xx, 10.xx, 11.xx, or13.xx where xx is any number.
Manufacturer:	LS Retail, Hagasmari 3, 201 Kopavogur, Iceland

Characteristics

The tested software is designed for summing articles and printing of receipt and is connected to a weighing instrument.

Description and documentation

The tested software is described in this certificate and documented in the documentation folder held by RISE. This is issue 3 of this certificate and replaces earlier issues. The update of the certificate is performed due to update of checksum and new figure 2 and 9.

In accordance with

Paragraph 8.2 of the European Standard on metrological aspects of non-automatic weighing instruments EN 45501:2015, WELMEC 8.8 issue 2, WELMEC 2.2 issue 3 and WELMEC 2.3 issue 3. This certificate does not have the meaning of a type approval document as mentioned in the Directive 2014/31/EC Non-Automatic Weighing Instruments.

This certificate replaces earlier issues. This issue 4 is due to new versions 10, 11, 13 because of changed checksums of non-legally relevant software parts and changing/adding a product name (LS central), this is just a name change.

Lennart Aronsson

Bengt Gutfelt

RISE Research Institutes of Sweden AB | Certification
Box 857, SE-501 15 Borås, Sweden
Phone: +46 10-516 50 00
certifiering@ri.se| www.ri.se

2017-07-07

9P04077

This document may not be reproduced other than in full, except with the prior written approval by RISE Certification.

1 General

All properties of the tested equipment, whether mentioned or not, may not be in conflict with the legislation and standard mentioned in the document.

2 Essential characteristics

2.1 Functions

- receiving of weight and price to pay
- totalization
- printing
- cancellation
- additional functions, which facilitate trade and management

2.2 Software description

The software program is meant to be used for point of sales device (POS) based on a free programmable PC.

When connected to price calculating scale the POS will send the unit price of item (price/kg) to the NAWI and receive the price to pay from the NAWI.

2.3 Software identification

Version: LSNav2.0/LSNav2.0/2.0.1.0/1014001

2.4 Checking of program correctness

The Certified Scale Class, "POS Weighing Utility" Codeunit, Scale Assembly (LSOposScale.DLL) and OPOS Scale CCO mentioned here, are considered to be Legally Relevant Software. The Version Number and Checksum for all of them can be view at any time in the LS Nav POS, LS Central by pressing keys Ctrl+Shift+F6 or from the POS's Hardware Information Panel.

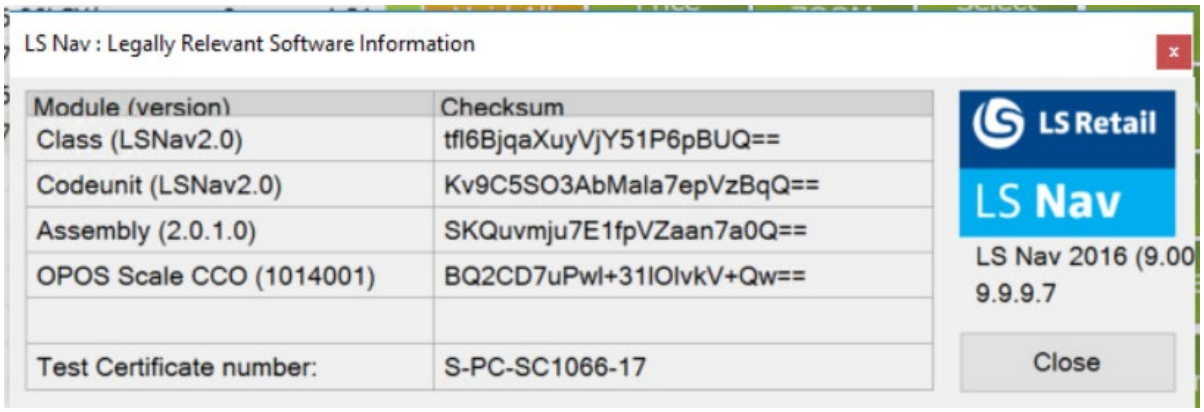

Figure 1: Legally Relevant Software Information dialog for ver 9.xx

This document may not be reproduced other than in full, except with the prior written approval by RISE Certification.

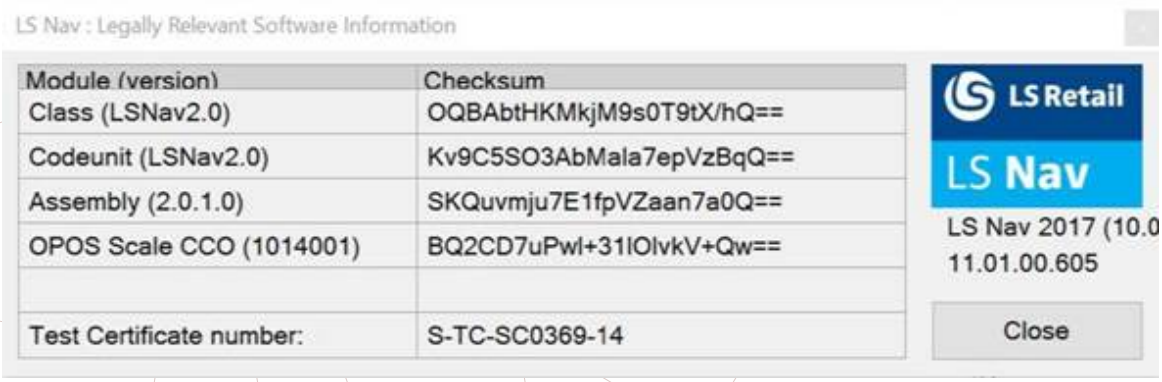

Figure 2: Legally Relevant Software Information dialog for ver 10.xx



Figure 3: Legally Relevant Software Information dialog for ver 11.xx

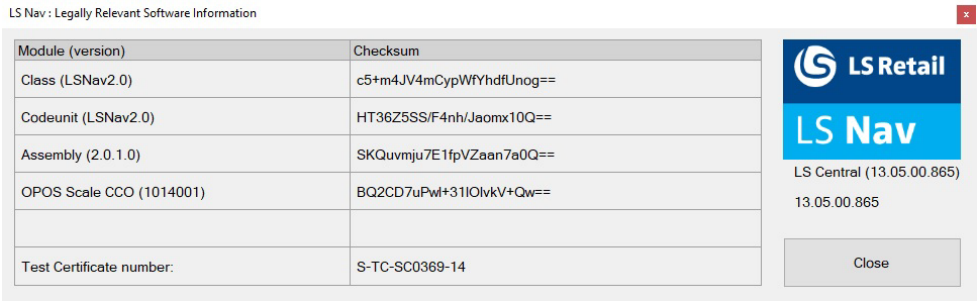

Figure 4: Legally Relevant Software Information dialog for ver 13.xx

The table of the Form contains the Legally Relevant Software Information. Module and Version are presented in the left column and MD5 Checksum in the right column.
The right-hand side of the dialog shows the Logo and version information for the, non-legally relevant, LS Nav, LS Central Solution. The upper part of the figure is the main version and the lower is the current POS Control (add-in) version.

2.5 Software securing

If checksums are invalid the checksum text will be shown in red indicating that the Legally Relevant Software has been modified. If checksums are invalid the Scale Device will not be enabled.

The software operates with protected software interfaces. For more information about securing of the software see report regarding Welmec 2.3 performance referred to in “Tests carried out”.

This document may not be reproduced other than in full, except with the prior written approval by RISE Certification.

3 Essential shapes

The POS must have an operators display, touch screen and/or PLU-keyboard, Printer and a customer facing display. For the customer display an alterntive is use of the software module Mettler Toledo VCODisp (see certificate nr. TC 7285) or the Mettler Toledo standard display.

4 Connections (computer hardware)

The POS shall be equipped with a protective interface (using Dialog 06 communication protocol), RS232 or USB for connecting to the Non-Automatic Weighing Instrument and other interfaces.

5 Specification for hardware and operative system

The operative system shall be equal or later than:
- Windows 7
- Windows Server 2008 R2

For more detailed information regarding system requirements for Microsoft Dynamics NAV please see the Requirements for Microsoft Dynamics NAV 2015 on https://msdn.microsoft.com/en-us/library/dd301054(v=nav.80).aspx

The hardware shall consist of a PC with celeron processor (or compatible) ≥ 1 GHz, ≥1 Gb Ram, ≥30 Mb hard disk space.

Customer display 1 or 2-row matrix LCD 20 signs minimum or VGA display. Signs height ≥ 9.5 mm on customer display.

6 Tests carried out

The software is tested and evaluated in accordance with WELMEC 2.2 and WELMEC 2.3, EN 45501, 8.2 and Welmec 8.8.

The results are documented in test reports 4P02503-01-1 dated 2014-05-27 and 4P02503-02-01 dated 2015-04-08.

7 Allowed deviations from EN 45501 according to WELMEC guide 2.2 point 5

1. The height of the numerical figures does not need to be the same for the customers and the vendors display.
2. The height of the numerical figure of the vendors display does not need to be ≥ 9.5 mm if the data are clearly readable by the vendor in their normal operating position.
3. The unit price (UP) and price to pay (PP) may remain visible until the next operation is performed.
4. Point 5.3.1 is not applicable to the non-segmental displays.

8 Markings and inscriptions

Markings with manufacturers name, software type and version can be seen in accordance with figure 1. For access to the test certificate number see chapter 12 “Access to checksum”.

This document may not be reproduced other than in full, except with the prior written approval by RISE Certification.

9 Layout of operators display

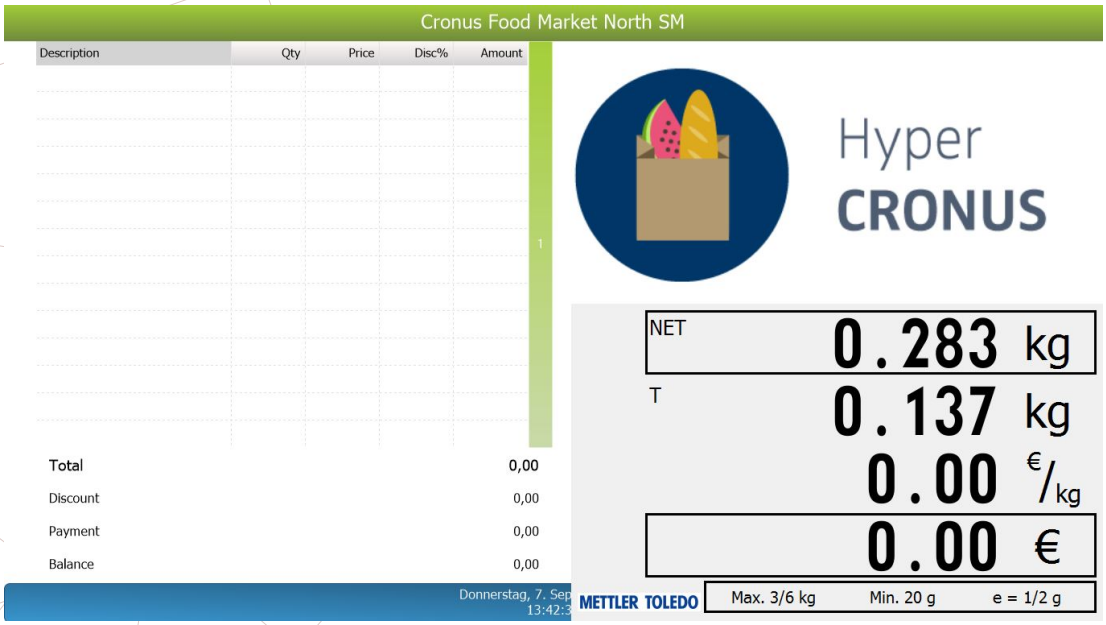

Figure 5: Example of operators display with registration of weight item.



Figure 6: Manually entered weight

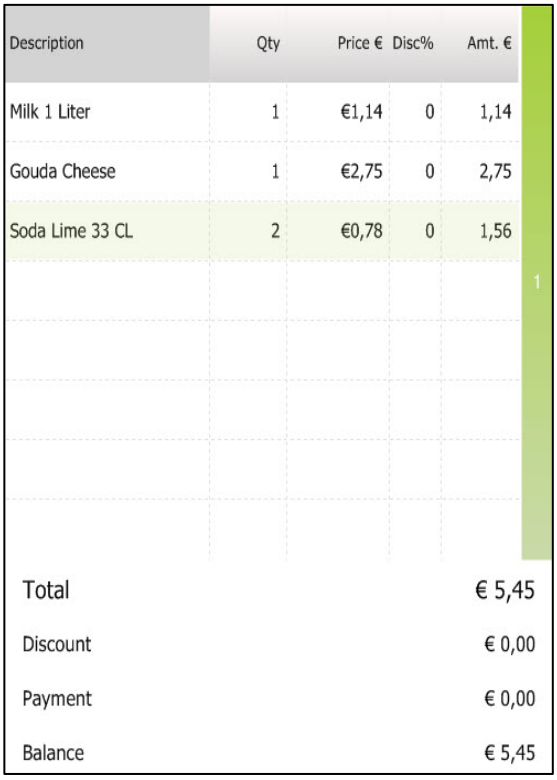

Figure 7: Non-weight item

This document may not be reproduced other than in full, except with the prior written approval by RISE Certification.

10 Presentation on customer display

Two row display:
When weight items are processed in POS the following text appears on the customer display



Figure 8: Example text for manually entered weight



Figure 9: Example text when items are processed in POS

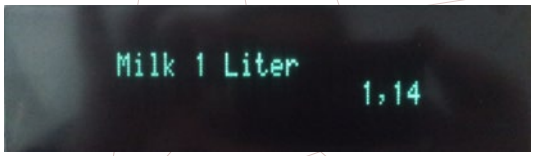

Figure 10: Non-weight item



Figure 11: Totalization

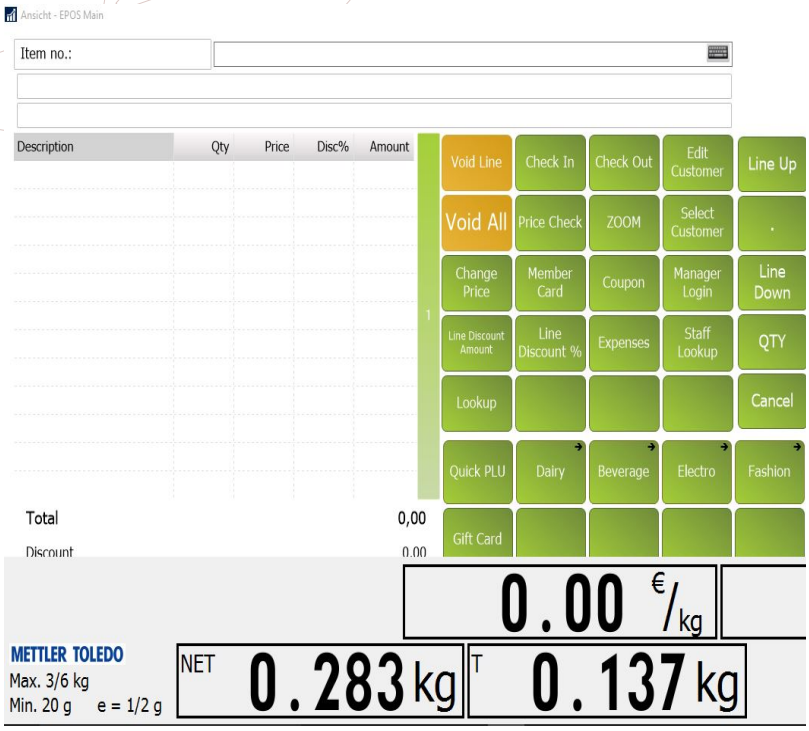

Figure 12: Mettler Toledo VCO

This document may not be reproduced other than in full, except with the prior written approval by RISE Certification.

11 Layout of receipt

```
Cronus Food Market North
----------------------------------------
Slip:  00000P0003000001637
Staff: Flynn          Trans:   20000197
Date:  07.09.17 09:41
----------------------------------------

Description                    Amount
----------------------------------------
Apple, Red Delicious
   0,084kg @ 6,06€/kg           0,51€  C
----------------------------------------
Total €                          0,51
Cash                            -2,00
Change                           1,49
----------------------------------------
   VAT%    Net.Amt       VAT     Amount
C    25       0,41      0,10       0,51
----------------------------------------
Welcome again
```

Figure 13: Example text receipt

12 Access to test certificate number and checksum

The version number of the legally relevant software can be found by either pressing Ctrl+Shift+F6 or selecting Supervisor Menu > Hardware Info > Scale > Scale Version Info (see figure 1 above).

This document may not be reproduced other than in full, except with the prior written approval by RISE Certification.