HO in-cloud and offline POS/POS Server Processes Overview

1 Definition

Hybrid Cloud Components make **offline devices / POS / POS Servers** available for LS Central in-cloud solutions.

Hybrid Cloud Components Server is a collection of tools to replicate data, maintain and install offline devices.

The Hybrid Cloud Components Server contains:

- Go Current
- Data Director
- POS Master
    - POS Master Service Tier
    - POS Master Database

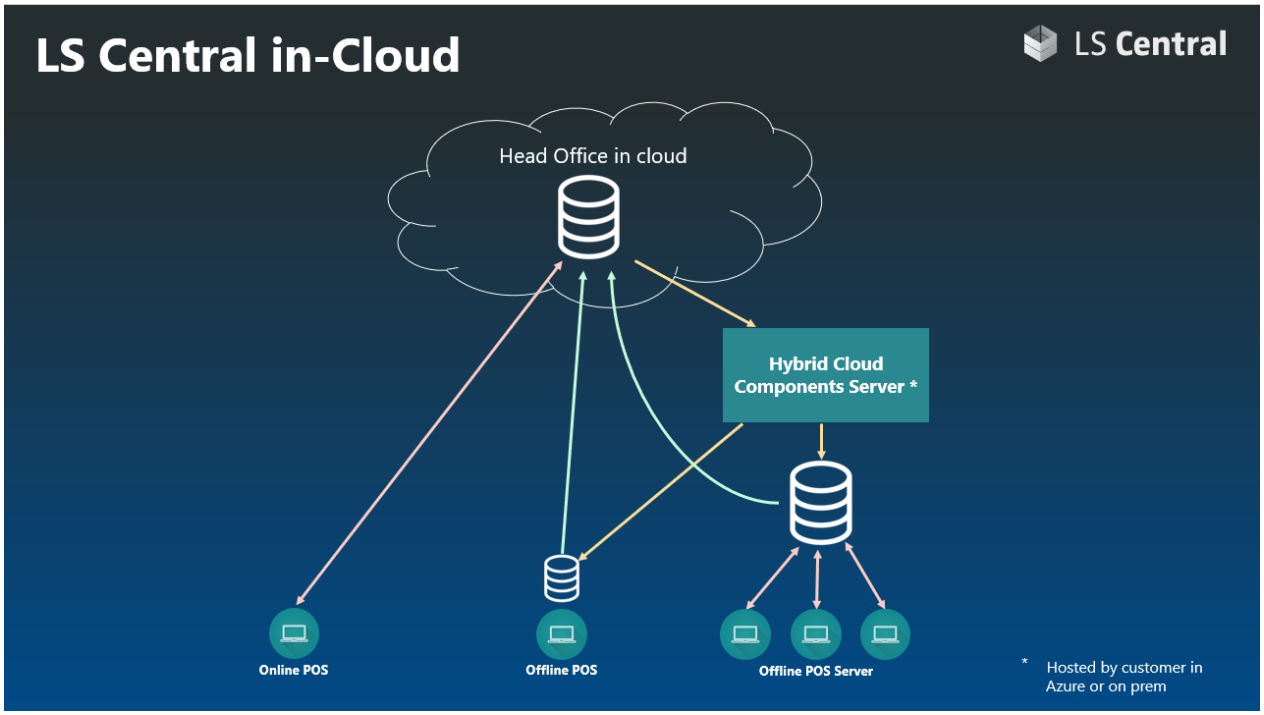

© Copyright 2020, LS Retail ehf. All rights reserved. All trademarks belong to their respective holders

2 What does the retailer need to purchase for offline devices

- SaaS license with the following minimal requirements:
  - One Microsoft full user
  - One LS Central Base per full user
  - One Retail Device SAL
    - Dual right license .flf file to run the offline device
- Offline stores
  - Equal to the number of stores in the customer license
    - Data Director license is included

3 Processes

3.1 Install Hybrid Cloud Components server

- First you download the Hybrid Cloud Components installer
- Install the Hybrid Cloud Components at the location where the Hybrid Cloud Components Server is located (in Azure /retailers HO)
- Run the Hybrid Cloud Components Installer

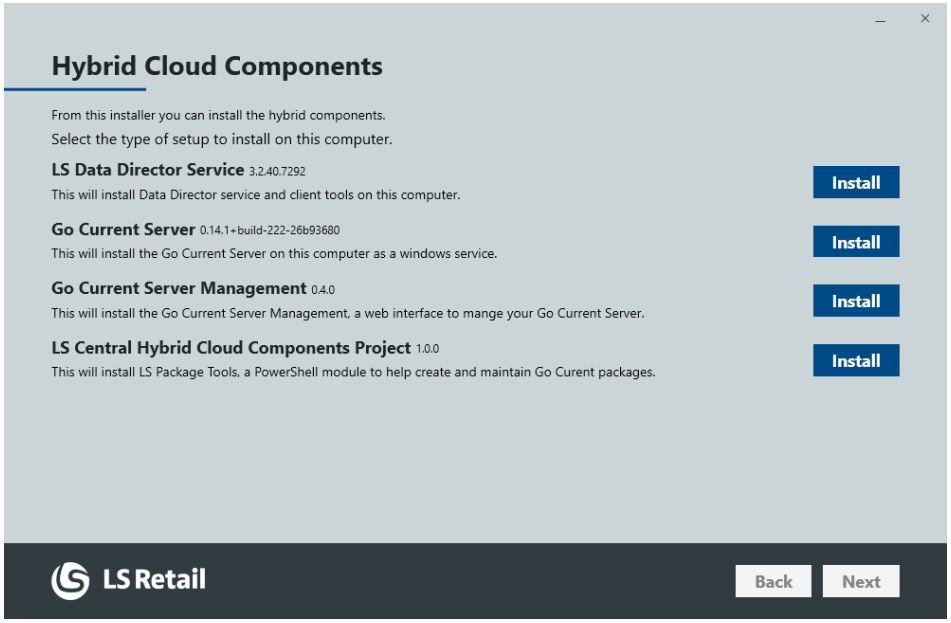

- Create POS Master
  - Creates POS Master Database and Service Tier
  - Pushes initial communication setup into the POS Master
  - Runs replication job to fetch all relevant data from cloud instance
    - All data replication jobs
    - Distribution groups and locations
  - Replicates all master data and configuration from Head Office
- Prepare POS setup
  - Create POS Bundle package
  - Create POS Database package

3.2 Replicate Master Data from Head Office to POS Master

- POS Master Service Tier runs scheduler for the Data Director
- Scheduler initiates the Data Director to replicate data from Head Office to POS Master database
  - Fetches all actions from Head Office
  - Replicates master data from Head Office as needed

3.3 Install new offline device

All devices need to be created with this process to work with LS Central SaaS

- Run POS Installer

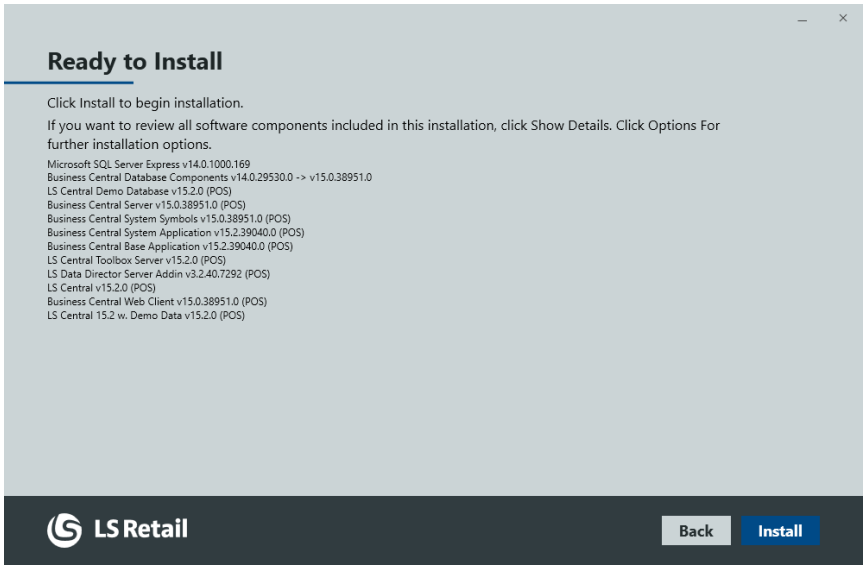

- Run replication to the offline POS device from POS Master Database at Hybrid Cloud Components

3.4 Replicate Master Data from POS Master to offline devices

- Scheduler initiates Data Director to replicate data from POS Master to offline devices
    - Replicates master data from POS Master to offline devices as needed

3.5 Replicate POS transactions from offline devices to Head Office

- At posting transaction, the POS device will use web services to replicate transactions to the Head Office

3.6 Maintain offline devices

- When new application updates are available, they must be reflected in the Hybrid Cloud Components server
- The partner is responsible for updating the POS Master and the offline devices using Go Current
    - Get the latest Business Central and LS Central packages
    - Update POS Master with new packages
    - Deploy updates for offline devices with Go Current
        - SQL
        - Update of extensions
        - POS
        - License file, flf

- Define your deployment sequence and create your deployment plan
    1. Test first in your lab
    2. Deploy on one offline device
    3. Deploy in one store etc.

3.7 Customizations

How to install them to POS Master and offline devices

- Code can only be customized through Per Tenant Extensions (PTE) in 50000 to 99999 object number series
- Go Current configuration needs to be updated to include the PTE
- Go Current takes care of updating the offline devices with the PTE

3.8 License

You need to buy SaaS subscription for POS to get a dual right license file, .flf, for the offline device.

3.9 Updates of POS Master and offline devices

The Head Office in the cloud environment is updated automatically.

It is the partner‘s responsibility to update the POS Master and offline devices regularly to avoid version mismatches.